

CMGConnect


DIOCESE OF CHARLESTON




1. *Vulnerable Adults eLearning - Charleston*

ONLY for Individuals Working with Vulnerable Adults

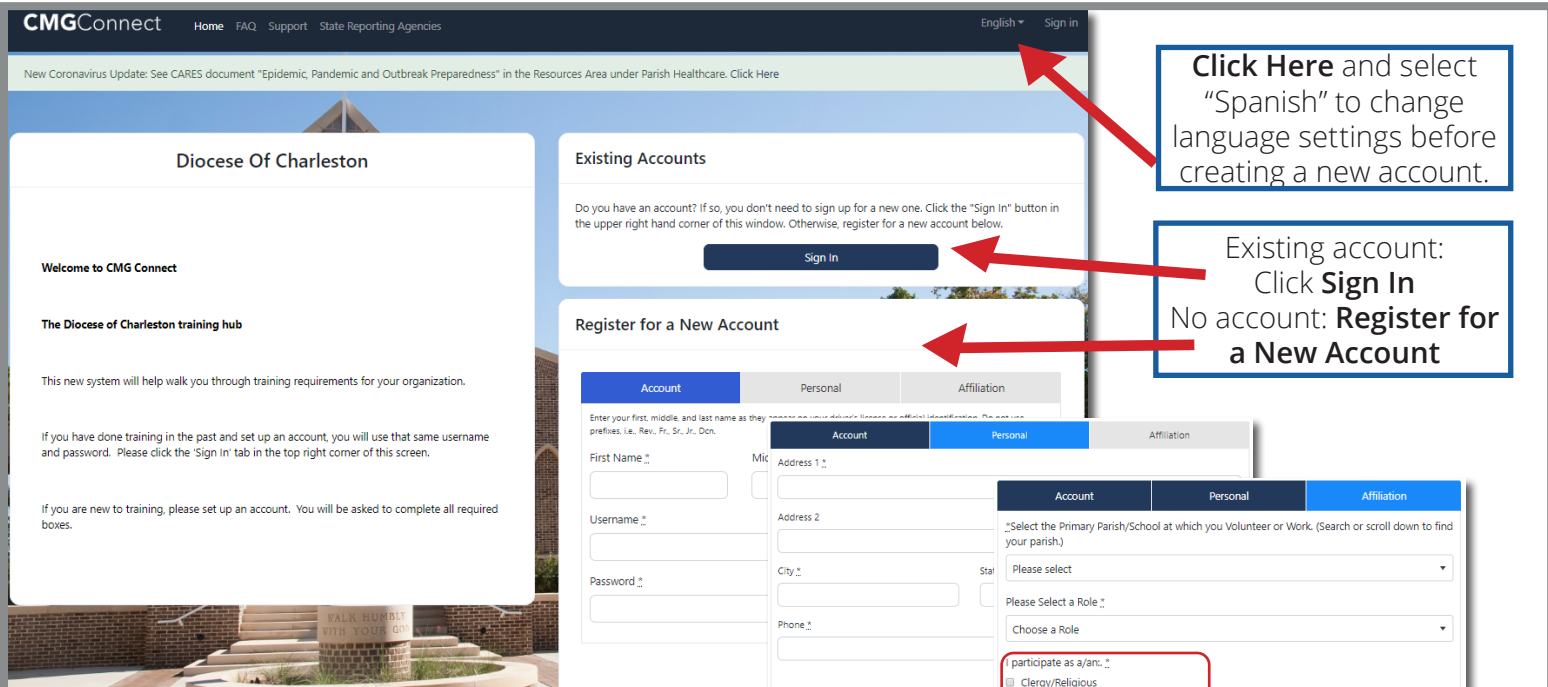
Getting Started:

1. Go to <https://Charleston.cmgconnect.org/>
2. Create a new account by completing all the boxes under the **Register for a New Account** area. This includes your address, primary parish, and how you participate at your parish or school. If you have questions please contact your parish/school coordinator.
3. Already have an account? Sign in to your existing account by clicking **Sign In** under where it says **Existing Accounts**.
4. Locate the **1. Vulnerable Adults eLearning - Charleston** training in your Optional Trainings section. You will need to scroll down on your Dashboard to locate this training.
NOTE: This training is ONLY for individuals working with vulnerable adults.
5. Click  under the **1. Vulnerable Adults eLearning - Charleston** training to begin.
6. If needed, you can access your completion certificate after you complete the training by returning to the Dashboard and clicking **Print Certificate**.



For technical assistance, contact us via the  button found in the bottom right corner of the web page.

Last Updated: 03/24/22



• **Need to create a new account?** You will progress through ALL three account creation screens then click **“Register”** to complete your profile set-up. *If you are unsure of which participation category to select, please contact your site coordinator or the Diocese.*

• **Already have an account?** Click **Sign In** under Existing Accounts.

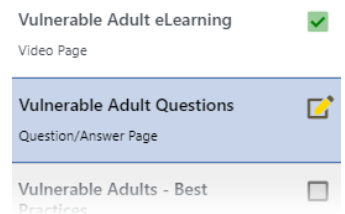
• Locate the **1. Vulnerable Adults eLearning - Charleston** training in the Optional Trainings section on your Dashboard. You will need to scroll down on your Dashboard.

NOTE: This training is ONLY for individuals working with vulnerable adults.

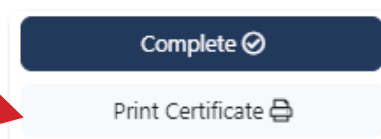


• Click **Start** to begin the training.

• Progress through the training sections—as you complete each page, it will be marked as **Done** to show that the segment is finished.



• Once you have completed the training, a completion certificate will be available under the finished module on your dashboard. Click the **Print Certificate** button to access.



<https://Charleston.CMGconnect.org/>